



PORTFOLIO FUNDS

Q3 2018

All data as of 09/30/18

# CVR Dynamic Allocation Fund

**Institutional Class: CVRAX**  
**Investor Class: CVRVX**

**Objective:** Seeks to smooth equity returns by preserving capital in declining markets

**Morningstar category:** Tactical Allocation

**Lipper category:** Alternative Multi-Strategy

## Hedged Equity

Seeks to deliver equity returns with less volatility than the market

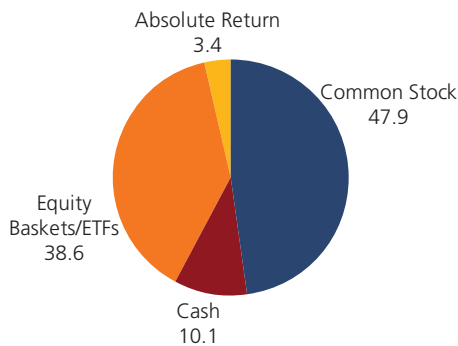
## Disciplined, Unemotional Process

Rule-based investment process offers risk-adjusting equity exposure

## Aligned Interests

Portfolio Managers are invested alongside shareholders

## PORTFOLIO COMPOSITION (%)



## PERFORMANCE (%)

	QTD	YTD	1 Year	Since Inception 12/30/13
CVRAX	0.09	-3.26	0.62	2.61
HFRX Equity Hedge Index	-1.14	-0.90	1.79	1.69

\*Returns greater than one year are annualized

Expense Ratios (%)	Gross	Net** (what you pay)
CVRAX	2.24	1.65
CVRVX	2.49	1.90

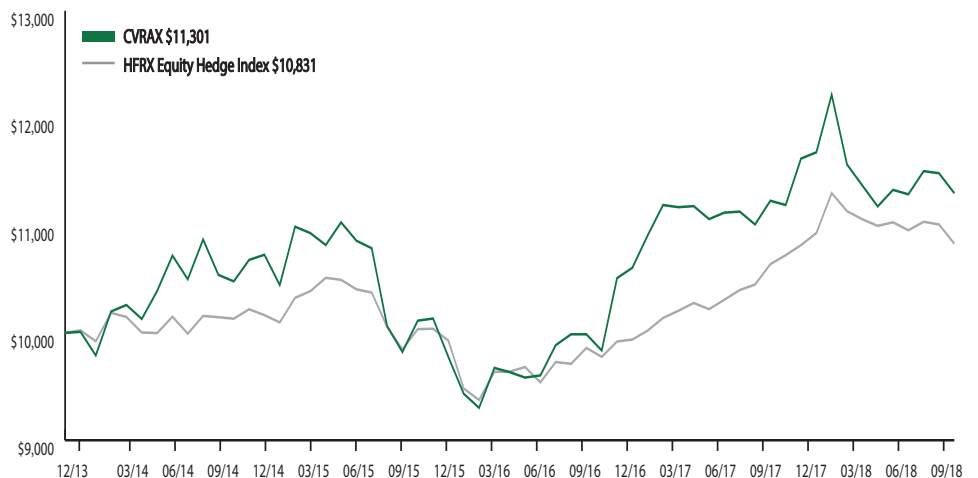
Investment Minimums	Initial	Additional
CVRAX	\$5,000	None
CVRVX	\$2,500	\$100

## FUND STATISTICS

Inception Date	12/30/13
Ticker Symbols	CVRAX / CVRVX
Number of Equity & ETF Holdings	187
Standard Deviation	
Fund	8.94
HFRX-EH	4.95
Beta	
Fund	0.79
HFRX-EH	0.42
Sharpe Ratio	0.23
R-Squared	73

## GROWTH OF A HYPOTHETICAL \$10,000 INVESTMENT

Fund Inception 12/30/13 to 09/30/18




Past performance is no guarantee of future results. Investment return and principal value will fluctuate so that shares, when redeemed, may be worth more or less than their original cost. Current performance may be lower or higher than that shown here. For the most recent month-end performance, please call 855-328-7691. \*\*The Adviser has contractually agreed to waive fees and/or reimburse expenses through April 1, 2019.

**CORRELATION**  
Monitor Correlations

**VOLATILITY**  
Manage Volatility

**RISK**  
Respond to Risk



Seeks to Enhance a 60/40 Portfolio

- Historically Less Risk than the S&P 500
- Beta of .79 and R-Squared of 73
- Systematic Capital Protection in Risk-Off Markets

### MANAGED BY



**Peter Higgins, CAIA**

27 years investment industry experience  
Founder, CVR Portfolio Funds



**Bill Monaghan, CAIA**

21 years investment industry experience  
Founder, CVR Portfolio Funds

### Important Information

Before investing in CVR Dynamic Allocation Fund you should carefully consider the Fund's investment objectives, risks, charges and expenses. This and other important information is contained in the Fund's prospectus, a copy of which may be obtained by calling (855) 328-7691 or by visiting the Fund's website at [www.cvrfunds.com](http://www.cvrfunds.com). Please read the prospectus carefully before investing.

### Risk Disclosure

All investing involves risk including the possible loss of principal. There can be no assurance the Fund will achieve its investment objectives. In addition to the general risks of investing, the Fund is subject to additional risks including commodities risk, derivatives risks, ETF risk, risks of foreign investing and model and data risks. Exposure to the commodities markets may subject the Fund to greater volatility than investments in traditional securities. Derivatives, such as options, futures and swaps, can be volatile, and a small investment in a derivative can have a large impact on the performance of the Fund as derivatives can result in losses in excess of the amount invested. Shares of an ETF may trade at a premium or discount to the net asset value of its portfolio securities. Foreign investments may be subject to additional risks, which include international trade, currency, political, regulatory and diplomatic risks, which may affect their value. Given the complexity of the investments and strategies of the Fund, the Adviser relies heavily on quantitative models and data supplied by third parties. Models and Data may prove to be incorrect or incomplete and expose the Fund to potential risks. Please see the prospectus for a complete discussion of the Fund's risks.

**Standard Deviation** is a measure of the dispersion of a set of data from its mean. **Beta** is the measure of a fund's relative volatility as compared to the S&P 500 Index. Beta attempts to measure the relative risk. A Beta rating above 1.0 indicates greater volatility than the market. A Beta rating below 1.0 indicates lower volatility than the market. **Sharpe Ratio** is a risk-adjusted measure calculated by using standard deviation and excess return to determine reward per unit of risk. The higher the Sharpe ratio, the better the fund's historical risk adjusted performance. **R-Squared** is the measure of percentage movement of a fund compared to the S&P 500 Index. A high R-Squared (between 85 and 100) indicates the Fund's performance patterns have been in line with the Index. The **HFRX Equity Hedge Index** tracks Equity Hedge strategies of third party hedge fund managers that maintain positions both long and short in primarily equity and equity derivative securities. The presentation of the HFRX Equity Hedge Index is intended to offer a comparison of the Fund's performance to an index of strategies that invest primarily in equity securities and have a significant hedging component. **CAIA** - means Chartered Alternative Investment Analyst.

Fund is distributed by Foreside Fund Services, LLC

CVR Portfolio Funds LLC | One Bromfield Street | Suite 5100 | Boston MA 02108 | 855-328-7691 | [cvrfunds.com](http://cvrfunds.com)

**CORRELATION**  
Monitor Correlations

**VOLATILITY**  
Manage Volatility

**RISK**  
Respond to Risk